






# Carlsbad Palomar Airport Employment Center

## Travel Time by Auto During PM Peak Period

-  Under 15 Minutes
-  15 - 30 Minutes
-  Over 30 Minutes

-  Representative Area (TAZ)
-  Employment Center Boundary

PM Peak Period represents average travel time from 3:30 - 7:00 PM.

TAZ - Transportation Analysis Zone

Auto Travel Time Assumptions:  
PM Peak Period travel times from TAZ 1039 using SOV non-toll auto skims (mf709).

Source: SANDAG ABM, T:\RTP\2019RP\p19\_scen\labm\_runs\_14\_0\_1\2016\_final\_airport\_ei\_update

