






# San Marcos Employment Center

## Travel Time by Transit During PM Peak Period

-  Under 15 Minutes
-  15 - 30 Minutes
-  Over 30 Minutes

-  Representative Area (MGRA)
-  Employment Center Boundary

PM Peak Period represents average travel time from 3:30 - 7:00 PM.

MGRA - Master Geographic Reference Area

Transit Travel Time Assumptions from MGRA 18392:  
Walk Access, In Vehicle, Transfer Wait,  
and Walk Egress Times (Initial Wait not included).

Source: SANDAG ABM, T:\RTP\2019RP\p19\_sce  
labm\_runs\_14\_0\_1\2016\_final\_airport\_ei\_update

